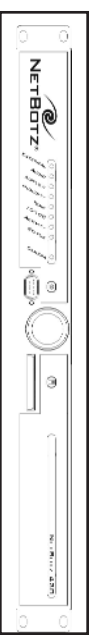


THE NETBOTZ SOLUTION

NetBotz is an active monitoring system designed to protect against the threats of interruption in distributed, understaffed locations. Three critical data points are monitored — environmental, visual and audio — to deliver the industry's most robust monitoring and protection solution over an IP network.

— A NETBOTZ SOLUTION CONSISTS OF: —

- A base station appliance with integrated environmental sensors, a color camera, and software that assesses the severity of threats and provides notification of events
- Add-on sensors, pods, and software to extend the reach of each appliance
- Add-on central management software to manage larger deployments
- An optional Extended Warranty that protects the value of a NetBotz investment well into the future



NETBOTZ 420

— BASE STATION MONITORING APPLIANCE —

NetBotz monitoring appliances measure and monitor the entire physical IT environment - from server rooms to LAN closets to cabinets in data centers. NetBotz appliances provide an early warning system, alerting to conditions that can lead to equipment failure. This advance warning helps avoid costly network downtime.

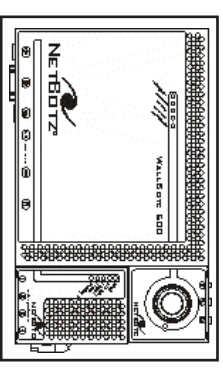
All NetBotz Monitoring Appliances provide:

Integrated Sensors: Temperature, humidity, door, and air flow sensors monitor the environment.

An audio sensor listens for audio alerts, such as those generated by smoke alarms or a chirping UPS.

Built-in Camera: Enables you to easily view the appliance location via the web interface.

Alert-Notification: Alerts are sent automatically when sensor thresholds are exceeded.



NETBOTZ 500

— ADD-ON SENSORS, PODS, AND SOFTWARE —

Add-on sensors, pods, and software allow a solution to be customized to the exact configuration needed. Each monitoring appliance supports a specific number of add-on sensors and ports (see table on reverse side). Third party sensors are also supported.

Add-on Pods available: Camera pods, Sensor pods, CCTV Adapter pods, Output Relay pods, Power Control pods (single plug and 5-plug), Wireless Receiver (NetBotz 500 only), and Extended Storage System (NetBotz 500 only).

Add-on Sensors available: External Temperature Sensor, External Humidity Sensor, External Fluid Detector, External Particle Sensor, Amp Detectors (15 amp, 20 Amp and 30 Amp), Wireless Temperature/Humidity Sensor (NetBotz 500 only), Additional Door Switch Sensor, and Dry Contact Cable)

Add-on Software available: Advanced Device Crawlers, Camera Motion Sensor (NetBotz 500 only)


— CENTRALIZED, WEB-ENABLED MANAGEMENT SYSTEM —

NetBotz Central, the “brain” that integrates the entire NetBotz system, provides 24/7 monitoring and management of all critical IT spaces. This appliance-based system allows a user to access, control, and configure the scalable NetBotz solution using a simple, intuitive interface. NetBotz Central is suggested for deployments of 5 or more appliances.

— EXTENDED WARRANTY —

The simplest way to extend the value of a NetBotz solution is to purchase an extended warranty. Benefits of the extended warranty include:

- World-class customer service and support (available 7:00am to 7:00pm)
- Hardware support, including product replacement, if necessary, ensures the highest of levels of reliability
- Standard software upgrades throughout the life of every extended warranty program provide cutting edge new features and functionality as soon they become available
- PLUS exclusive access to advanced software functionality in NetBotz's new "Premium Software Modules" *only available* through the purchase of an extended warranty. Additional premium software modules for NetBotz 500, 420 and 320 appliances will be developed on an on-going basis



NETBOTZ 320

CONFIGURING A SOLUTION

1. Determine which NetBotz base appliance is needed based on:
 - a. Size of room
 - b. Expandability required
 - c. Capabilities needed
2. Calculate the appropriate mix of add-on sensors, pods, and software needed
3. Determine if NetBotz Central Management Software is required
4. Extended Warranty Options

	NetBotz Next Generation Products			NetBotz Standard Products	
	NetBotz 500	NetBotz 420	NetBotz 320	NetBotz 400	NetBotz 310
	The most robust, modular enterprise platform available. Massive scalability, this platform flexibly expands with customers' growing needs.	Modular moderate-class solution provides integrated monitoring with moderate expandability.	Entry-class solution for small, enclosed areas. Limited expandability.	Mid-Class, legacy solution provides integrated monitoring with moderate sensor expandability for specific applications.	Economical, legacy solution for compact remote equipment areas. Limited expandability.
Ideal locations	Larger spaces such as datacenters, large server rooms, manufacturing or warehouse floors.	Medium sized spaces such as server rooms or larger wiring closets	Smaller spaces such as basic wiring closets	Medium sized spaces such as server rooms or larger wiring closets.	Smaller spaces such as basic wiring closets
Need	* Need for enterprise-class solution that monitors a large area * Provides rich image video and robust environmental monitoring * Bandwidth is not an issue	* Need to monitor a medium sized area * Requires rich image video and/or environmental monitoring * Moderate to significant bandwidth is available	* Need to monitor a small sized area * Requires rich image video with limited environmental monitoring * Moderate to significant bandwidth is available	* Need to monitor a medium sized area * Moderate image quality and/or environmental monitoring is required * Network bandwidth availability is moderate to limited	* Need to monitor a small sized area * Requires moderate image quality and/or environmental monitoring * Network bandwidth availability is moderate to limited
Expandability	Massive scalability	Moderate scalability	Limited scalability	Moderate scalability	Limited scalability
Camera - Realtime Image and Alerts	✓	✓	✓	✓	✓
Integrated Environment Sensors	Temperature, Humidity, Dew Point, Air Flow, Audio, Door, Motion	Temperature, Humidity, Dew Point, Air Flow, Audio, Door, Motion	Temperature, Humidity, Dew Point, Air Flow, Audio, Door, Motion	Temperature, Humidity, Air Flow, Audio, Door, Motion	Temperature, Humidity, Air Flow, Audio, Door, Motion
Total External Sensor Pods Supported	17	4	0	0	0
External USB Ports	3	1	0	0	0
External Sensor Ports Available	68	20	4	7	3
Additional Camera Pods (or CCTV Adapter Pods)	4	1	--	--	--
Alerts (via e-mail, SNMP, HTTP, FTP)	✓	✓	✓	✓	✓
On-Board Storage of Alerts	24 hours (up to 6 months with Extended Storage System)	12 hours	12 hours	--	--
Basic Alert Customization	✓	✓	✓	✓	✓
Advanced Alert Customization	✓	✓	✓	--	--
Maximum Image Resolution	1280 x 1024	640 x 480	640 x 480	352 x 288	352 x 288
Network Support	- Web accessible - SSL Encrypted - Wired LAN connection (10/100) - Wireless LAN connection(802.11a/b/g) - Serial Modem support (GSM/SMS; PPP Dial)	- Web accessible - SSL Encrypted - Wired LAN connection (10/100) - Wireless LAN connection(802.11b) - Serial Modem support (PPP Dial)	- Web accessible - SSL Encrypted - Wired LAN connection (10/100)	- Web accessible - Wired LAN connection (10/100) - Serial Modem support (PPP Dial)	- Web accessible - Wired LAN connection (10/100) - Serial Modem support (PPP Dial)
Mounting Options	Wall Mount form factor. Rack mount brackets optional	Wall and Rack Mount form factors	Wall and Rack Mount form factors	Wall and Rack Mount form factors	Wall and Rack Mount form factors
Extended Maintenance and Support	Yes	Yes	Yes	Yes	Yes